
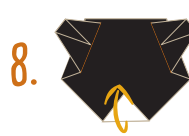

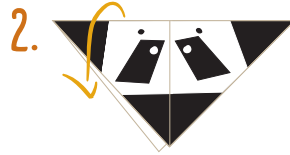



GOD RESTORES

"FOR I KNOW THE **PLANS** I HAVE FOR YOU ..."
JEREMIAH 29:11



Cut out the paper on the opposite page along the white dashed lines. Then follow the directions. Each numbered diagram corresponds with the numbered directions below.



1. Fold over on line ①, then unfold again.
2. Fold over on line ②. Keep folded.
3. Turn to back side and fold in on lines ③ & ④.
4. Fold out on lines ⑤ & ⑥.
5. Fold in on lines ⑦ & ⑧.
6. Flip over to the front and fold up on line ⑨.
7. Fold up again on line ⑩.
8. Turn to the back and fold up on line ⑪.
9. Turn over and draw your own bear nose and mouth.

WONDERFULLY
MADE

TELL A GROWN-UP OR A FRIEND WHAT YOU THINK MAKES THEM SPECIAL. ASK THEM WHAT THEY THINK IS SPECIAL ABOUT YOU!

make your own

BEAR CUB



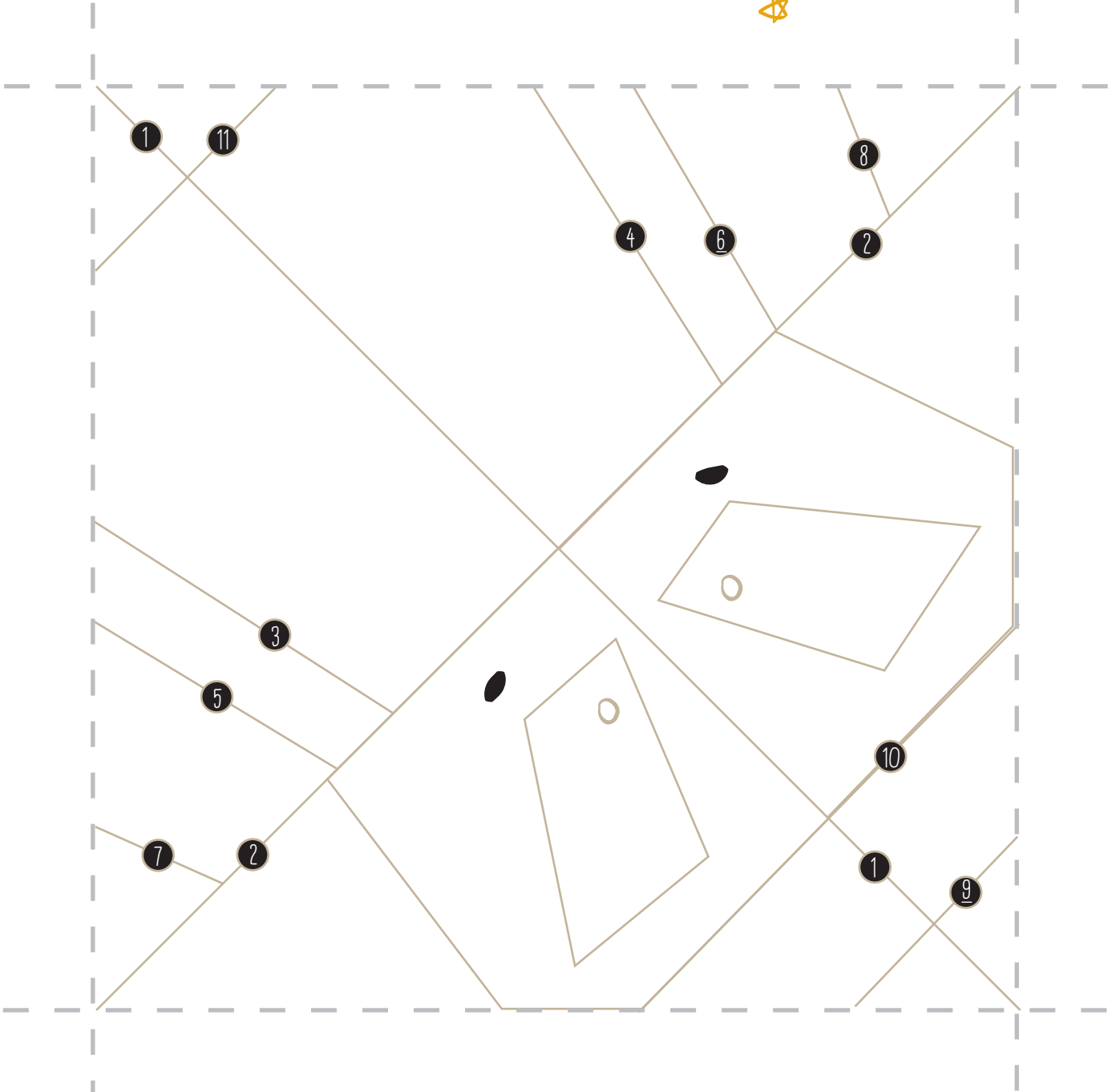
origami tip:

Use a paper clip to score your lines before folding!



make your own

BEAR CUB



origami tip:

Use a paper clip to score your lines before folding!

