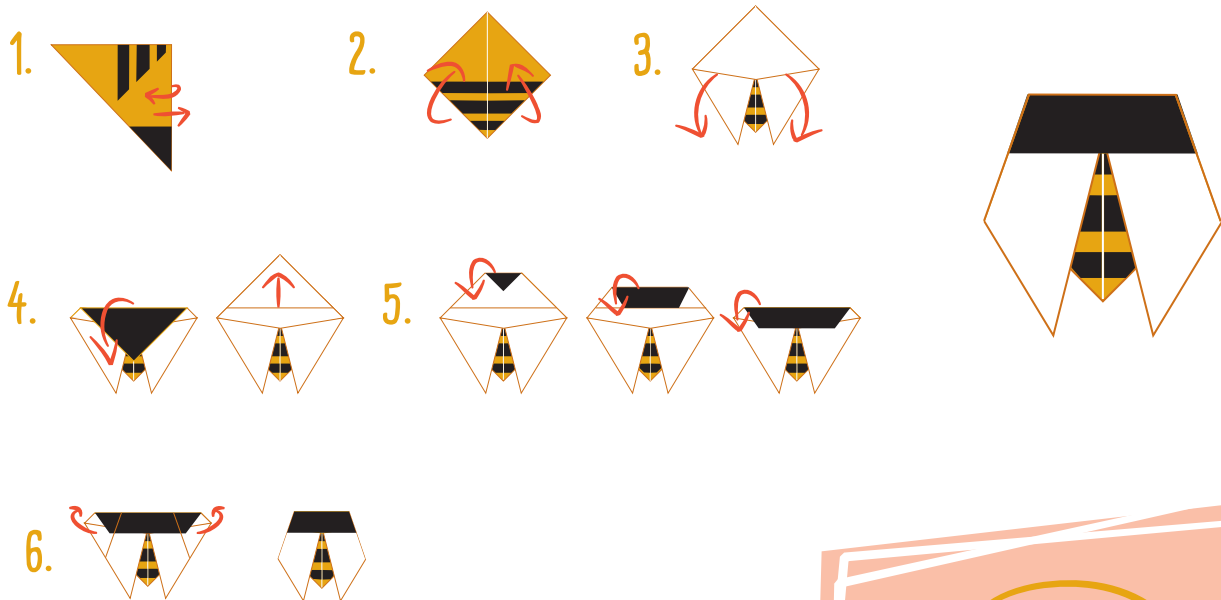


# GOD TEACHES

"FOR THE LORD GIVES WISDOM."  
PROVERBS 2:6




Cut out the paper on the opposite page along the white dashed lines. Then follow the directions. Each numbered diagram corresponds to the numbered directions below.



1. Fold over on line ①, then unfold again.
2. Fold over on lines ② & ③ to form a square.
3. Fold back on lines ④ & ⑤.
4. Fold over on line ⑥ and then unfold again.
5. Fold over on line ⑦ and again on line ⑧.  
then refold down on line ⑥.
6. Fold back on lines ⑨ & ⑩.

GET  
CREATIVE

ADD GOOGLY EYES AND  
PIPE CLEANER ANTENNAE  
TO YOUR BEE FOR SOME  
EXTRA FUN!



make your own

# HONEY BEE



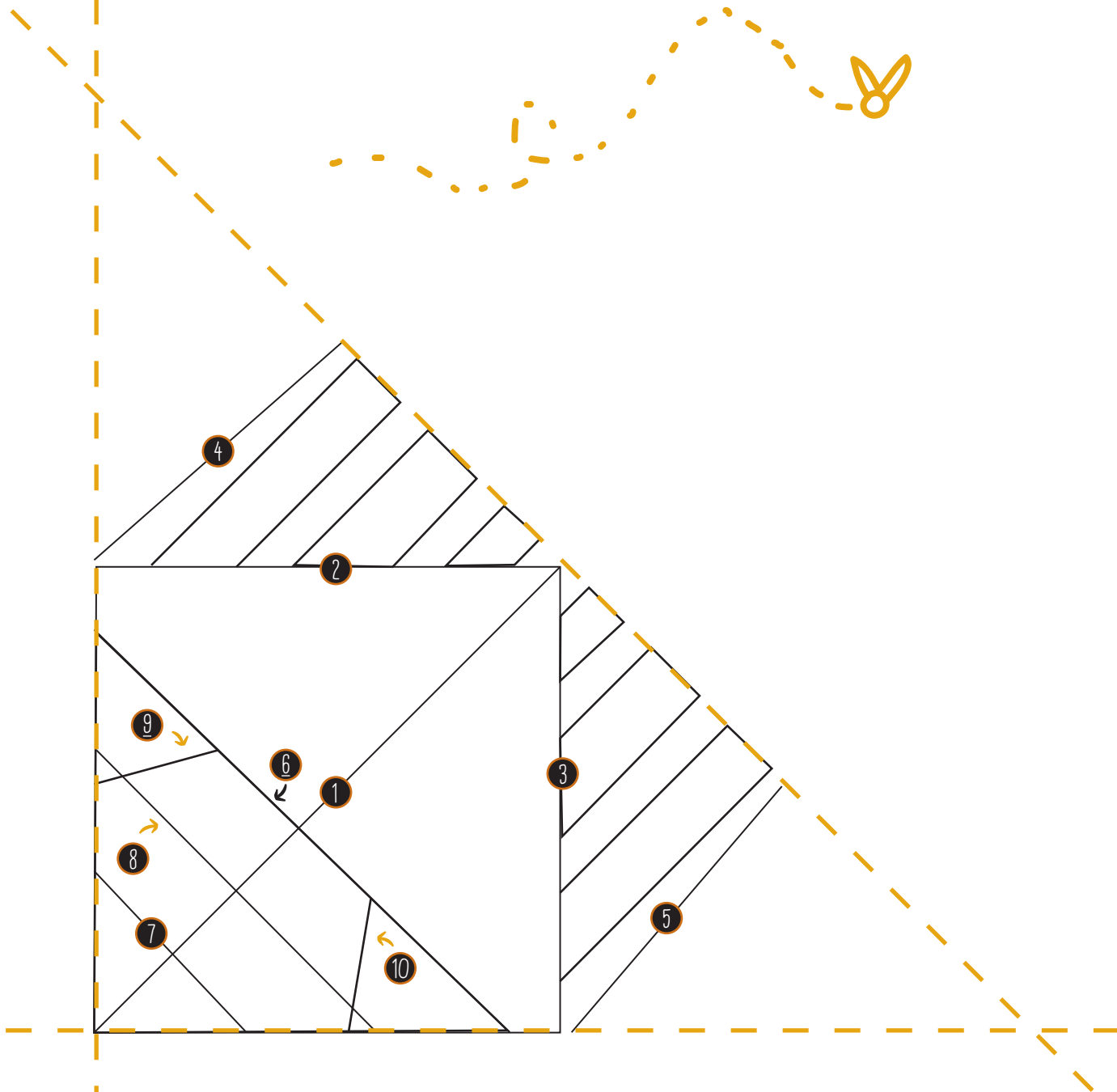
*origami tip:*

Try using a paper clip to score your lines before folding!



make your own

# HONEY BEE



*origami tip:*

Try using a paper clip to score your lines before folding!

